

Croatian Museum Statistics overview, 2021

Source of data: Register of Museums, galleries and collections in Croatia (Museum Documentation Center), annual questionnaire, official documents, cooperation with museums, field work

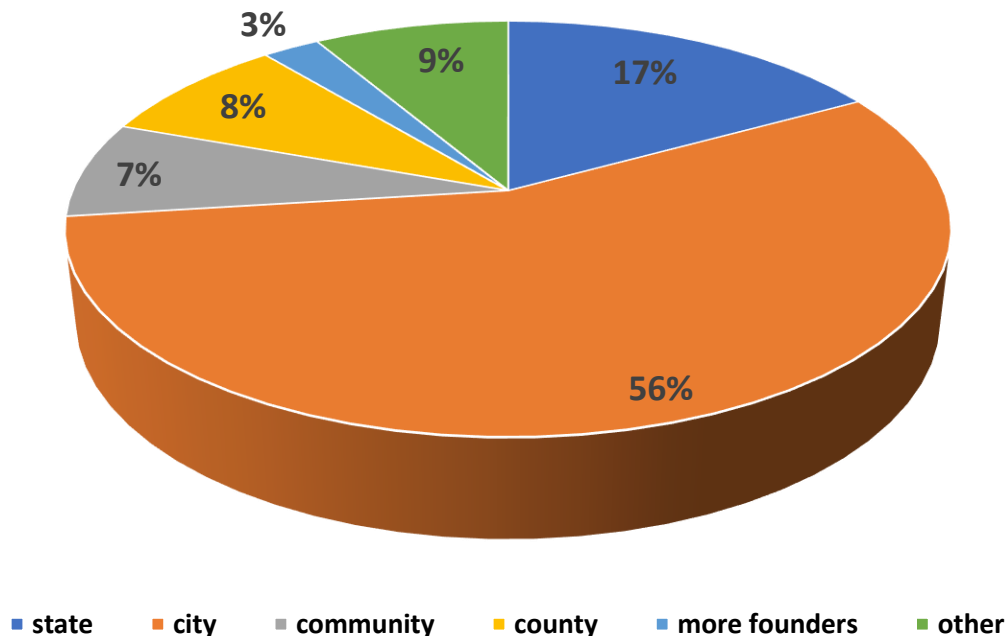
Last data for 2021 delivered: 12th April 2022

Units in the database (MDC's Register): 308¹

The presented data refer to **164**² legally established and registered museums registered in the [Register of Public and Private Museums in the Republic of Croatia](#).

Response: 88 %³

Museum founder



Founders of museums in Croatia are cities (56 %), state (17 %), counties (9 %), communities (7 %), other founders (8 %), more founders⁴ (3 %).

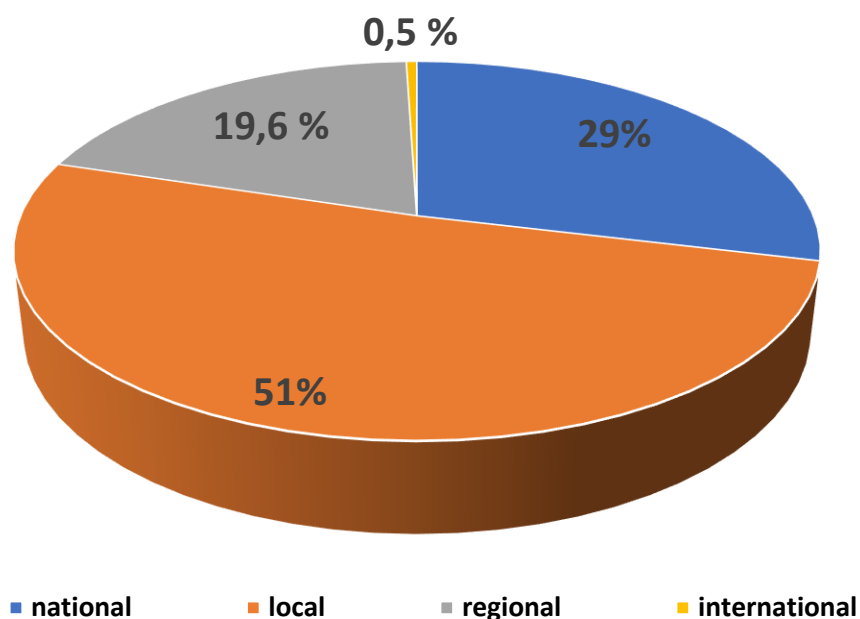
¹ Number of physical museums (units) in the Register relating to 262 legal entities. Some museums are part of complex institutions that include multiple museums (units).

² The Art Pavilion in Zagreb is not included in the statistical review, as it acts as a gallery. The number of 164 museums (legal entities) in the Register refers to 203 physical museums (units).

³ The response (178 museums – 144 legal entities) refers to museums that have updated any data or set of data in the online database of the Register for 2021; they did not necessarily update all the data.

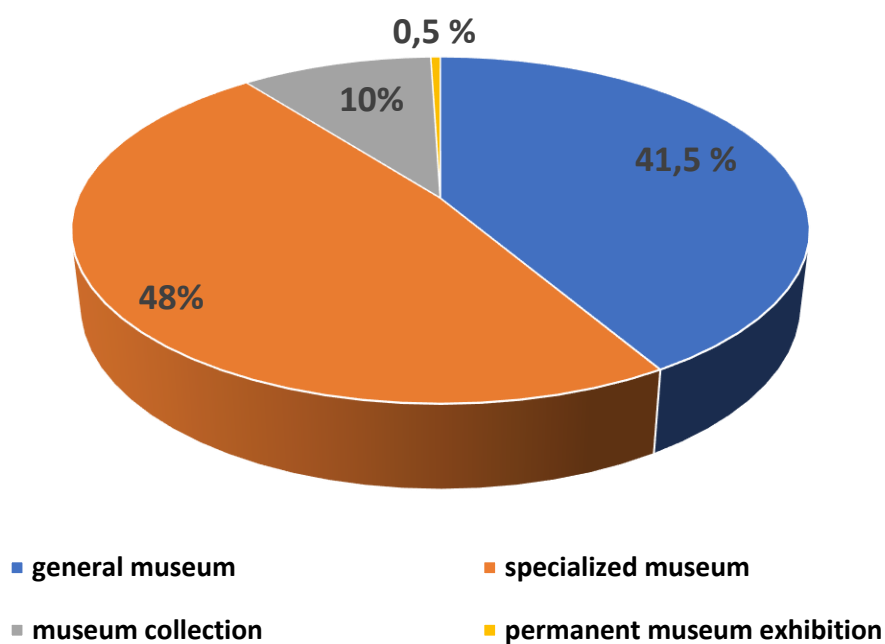
⁴ It also includes museums co-founded by the state and the city (2) and the county and the city (1).

Scope of activity



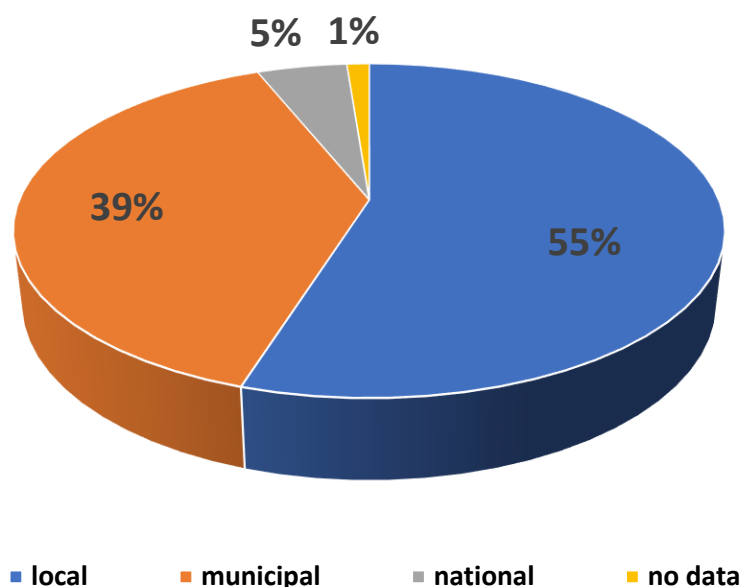
According to the scope of activity, 51 % of Croatian museums operate locally, 29 % have national reach, 19,6 % operate regionally and less than 1% internationally.

Type of museum



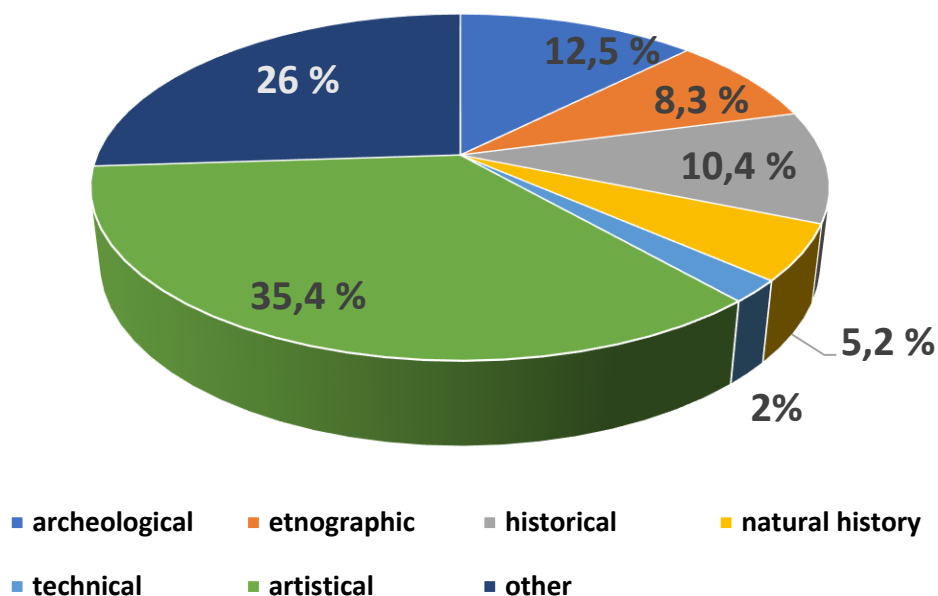
By type, Croatian museums are divided into general (41,5 %), specialized museums (48 %) and museum collections (10 %) and a permanent museum exhibition (only one of the museums from the Register, which makes 0,5 %).

General museum / type



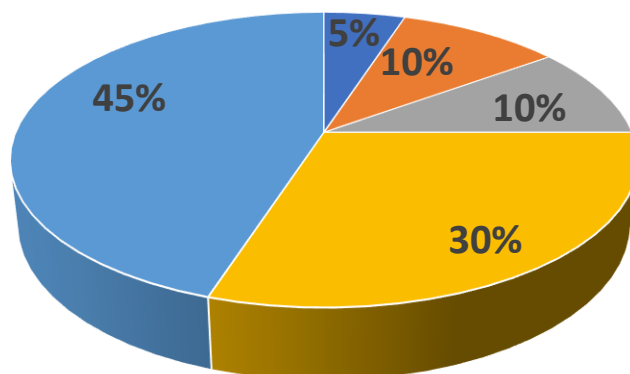
Among general type of museums, there are 45 local ones (55 % of general museums), 32 municipal (38 % of general museums), 4 national ones (5 % of the general type of museums).

Specialized museum / type



Among specialized museums (96) by type, most are art museums (34 or 35,4 %) followed by archeological museums (12 or 12,5 %), historical ones (10 or 10,4 %), etnographical (8 or 8,3 %), natural history museums (5 or 5,2 %), technical museums (2 or 2,1 %) and other types of specialized museums (25 or 26 %).

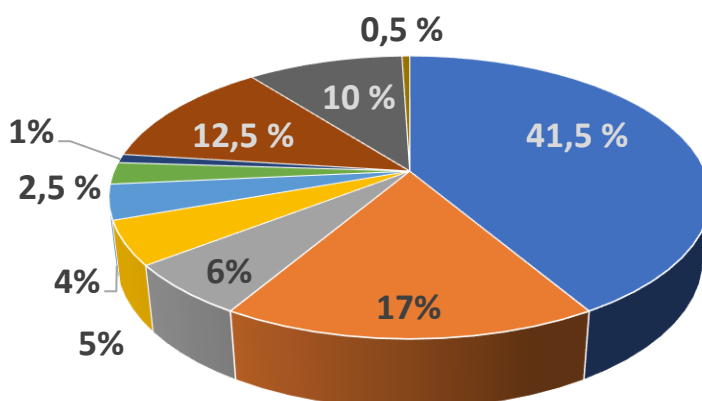
Museum collections / type



■ archaeological ■ ethnographic ■ historical ■ art ■ other

Among the 20 museum collections, there are 6 art, 1 archeological, 2 historical, 2 ethnographic and 9 other types of collections.

Museums, museum collections, permanent museum exhibitions / Type



■ general museum ■ specialised museum - art ■ specialised - archaeological
 ■ specialised - historical ■ specialised - ethnographic ■ specialised - natural history
 ■ specialised - technical ■ specialised - other ■ museum collection
 ■ permanent museum exhibition

Museums by type are divided into *general museums* (83 museums or 41,5 %), *specialised museums* (96 or 48 %) - archaeological (6 %), ethnographic (4 %), historical (5 %), natural history (2,5 %), technical (1 %), art (17 %) and other (12,5 %); *museum collections* (20 collections or 10 %) and *permanent museum exhibition* (1 or 0,5 %).

Museum staff

Total number of persons employed in Croatian museums: 1874

Total number of museum professionals: 1120 (not including trainees)

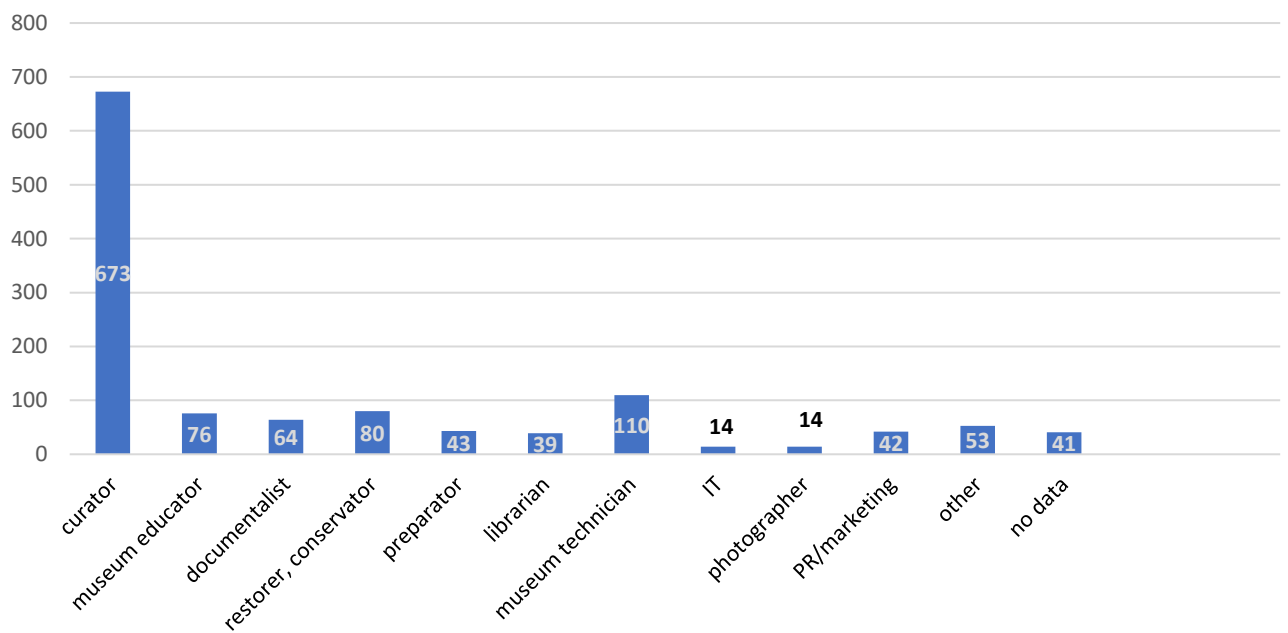
Average age of professional museum staff: 50

Museum professionals by gender:

Women: 65%

Men: 35 %

Professional museum staff / positions



NB: some of the above titles overlap, given that some museum staff have dual titles - either performing both jobs or taking a professional exam for both titles. All professional titles listed in the table also include corresponding higher professional titles.

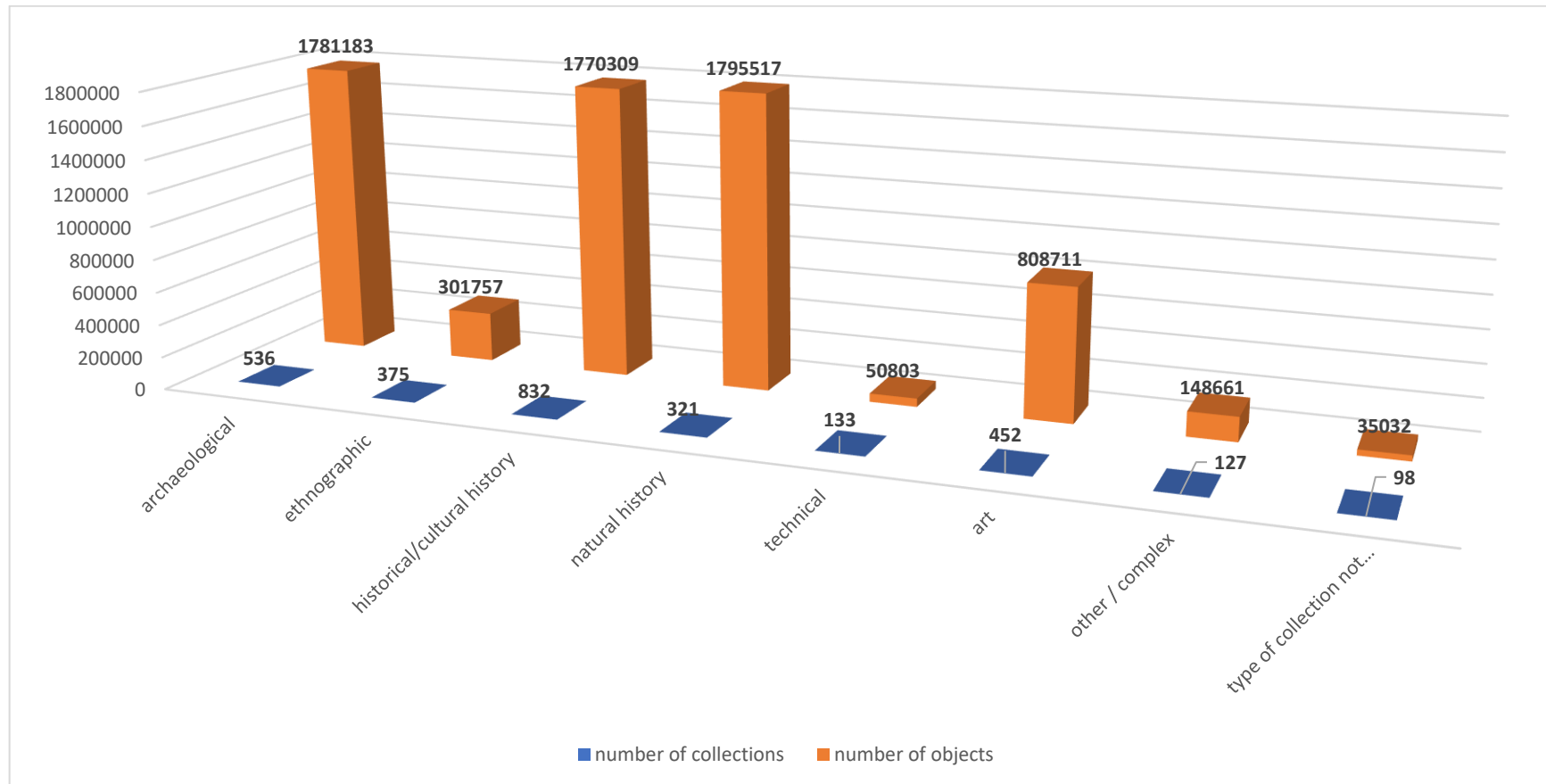
Type of collection – number of museum collections, total number of museum objects

Number of museum collections: 2874

Total number of objects in museum collections: 6.691.973

Number of objects inventoried: 4.632.155 (69,2 %)

Number of objects in the database: 3.837.471 (57,3 %)



Source of data: Register of Museums, galleries and collections in Croatia, Museum Documentation Centre (MDC), 2022. Author: Tea Rihtar Jurić. The users of data are obliged to quote the source of data.