

Croatian Museum Statistics overview, 2023

Source of data: Register of Museums, galleries and collections in Croatia (Museum Documentation Center)

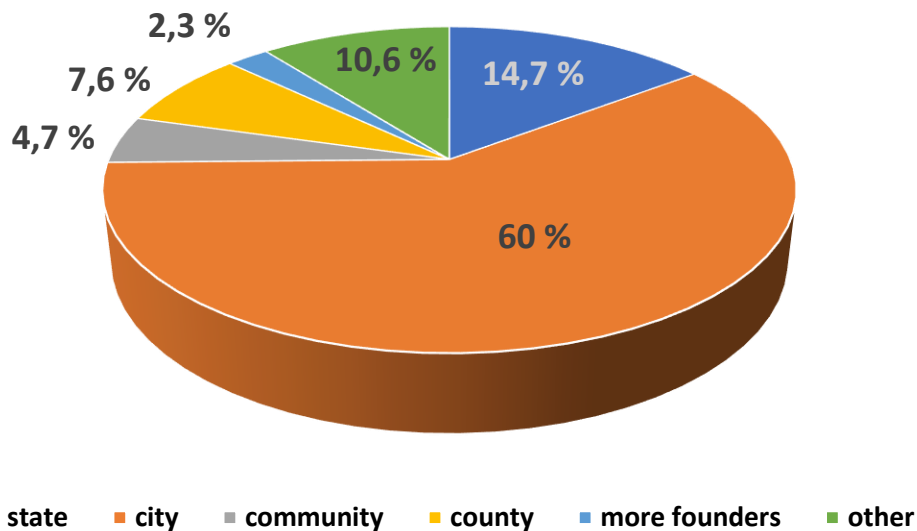
Last data for 2023 delivered: 26th April 2024

Units in the database (MDC's Register): 308¹

The presented data refer to 170² legally established and registered museums registered in the [Register of Public and Private Museums in the Republic of Croatia](#) in 2023³.

Response: 69 %⁴

Museum founder



Founders of museums in Croatia are cities (60 %⁵), state (14,7 %⁶), counties (7,6 %), communities (4,7 %), other founders (10,6 %), more founders⁷ (2,3 %).

¹ Number of physical museums (units) in the Register relating to 264 legal entities. Some museums are part of complex institutions that include multiple museums (units).

² Data for the Art Pavilion in Zagreb is not included in the statistical review, as it acts as a gallery. The number of 170 museums (legal entities) in the Register refers to 211 physical museums (units).

³ During 2023 a gallery and a museum merged into one institution and 3 new museums (collections) were included in the Register.

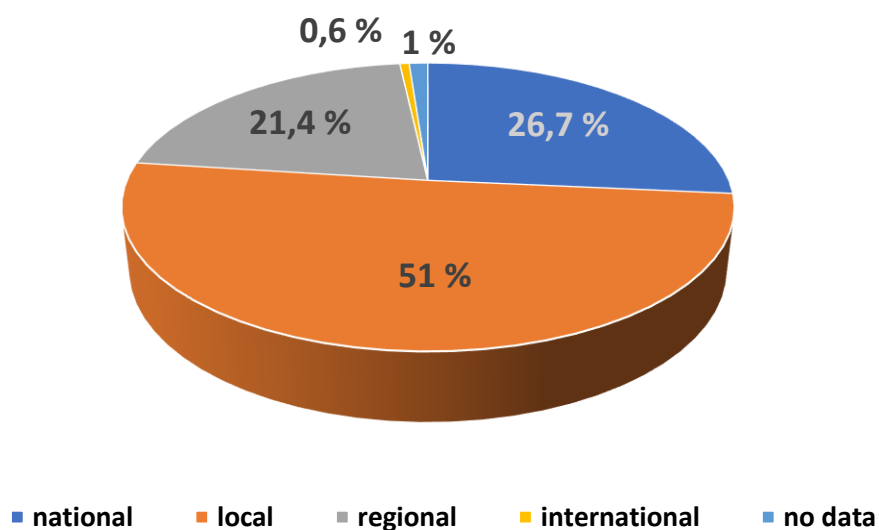
⁴ The response (139 museums - 117 legal entities) refers to museums that have updated any data or set of data in the online database of the Register for 2023; they did not necessarily update all the data.

⁵ Culture centers, public open universities, art centres are included as were also founded by cities.

⁶ Ministries, Government of the Republic of Croatia and the Croatian Firefighting Association included as founders.

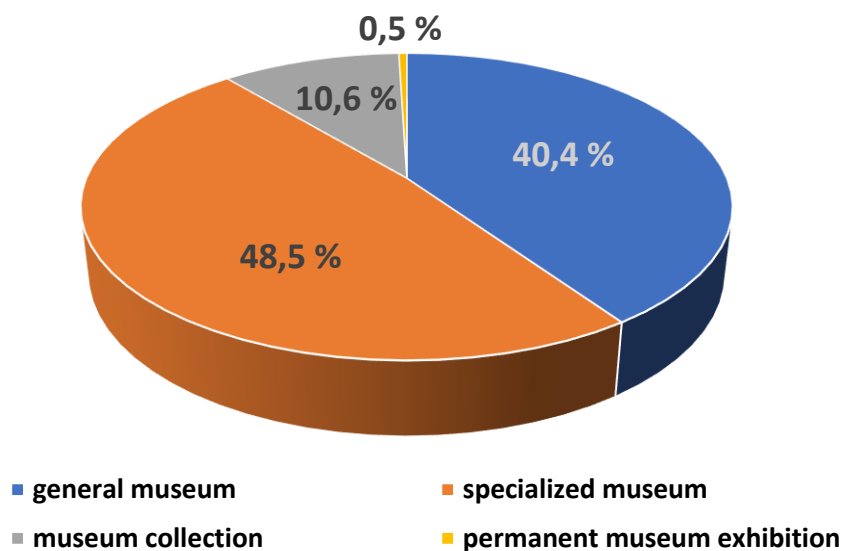
⁷ Museums which are founded by state and the city together (3) and county and the city (1) are included.

Scope of activity



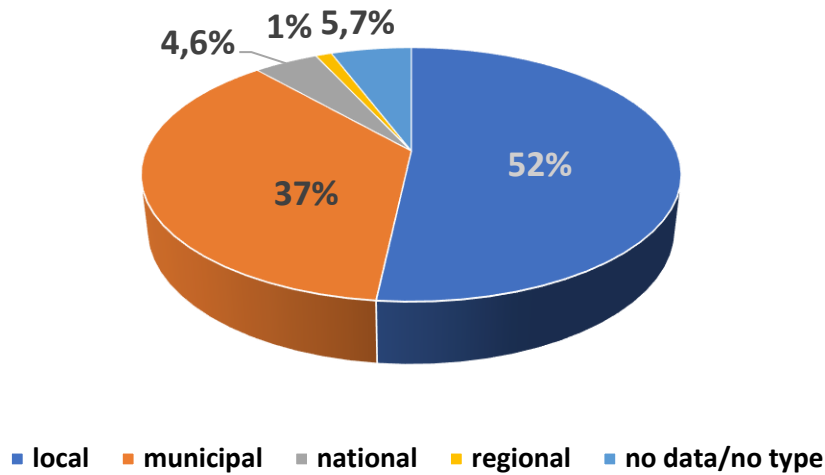
According to the scope of activity, 51 % of Croatian museums operate locally, 26,7 % have national reach, 21,4 % operate regionally and 0,6 % internationally (there are no data for 2 museums).

Type of museum



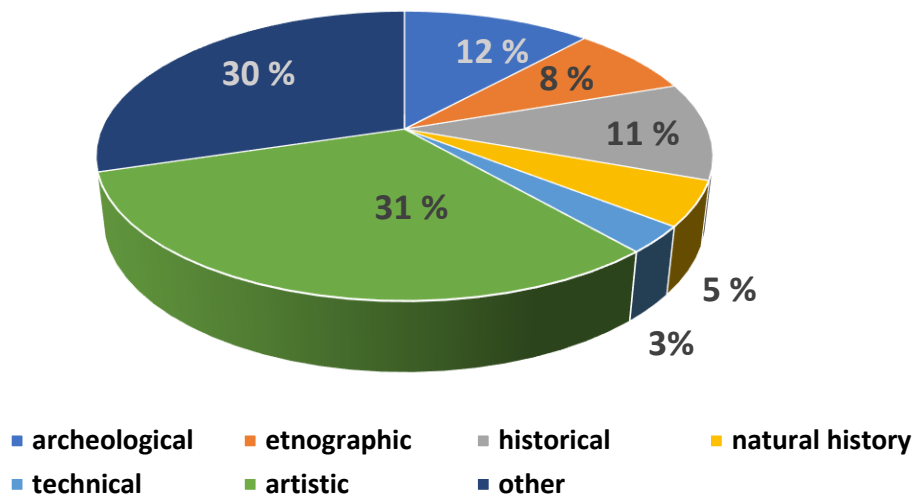
By type, Croatian museums are divided into general (40,4 %), specialized museums (48,5 %) and museum collections (10,6 %) and a permanent museum exhibition (only one of the museums from the Register, which makes 0,5 %).

General museum/type



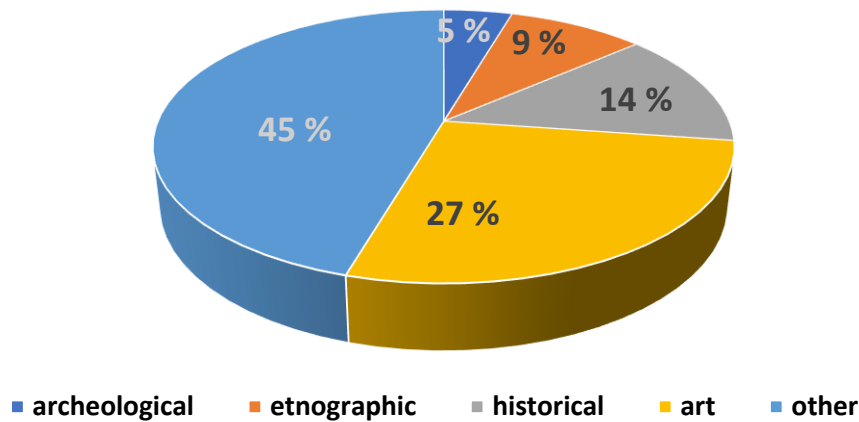
Amongst the general type of museums, there are 45 local ones (52 % of general museums), 32 municipal (37 % of general museums), 4 national ones (4,6 %), one regional (1,1 %) while 5 general museums do not belong to any of listed subgroup (5,7 %).

Specialised museum/type



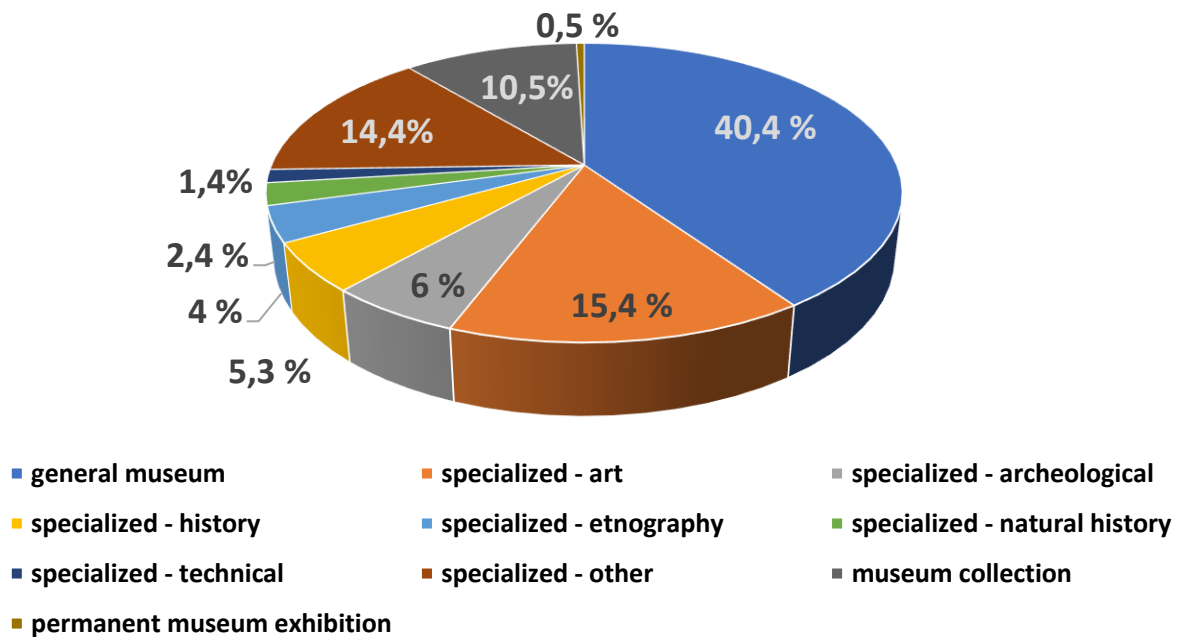
Among specialized museums (101) by type, most are art museums (32 or 31,7 %) followed by archeological museums (12 or 11,8 %), historical ones (11 or 10,9 %), ethnographical (8 or 7,9 %), natural history museums (5 or 4,95 %), technical museums 3 or 2,97 %) and almost 30 % of other types of specialized museums among which there are biographical, memorial, hunting, police, sport, school, postal, sacral, typhological, etc.

Museum collections / type



Among the 22 museum collections, there are 6 art (27 %), 3 historical (14 %), 2 ethnographic (9 %), 1 archeological (5 %) and 10 other types of collections (45 %).

Museums, museum collections, permanent museum exhibitions / Type



Museums by type are divided into *general museums* (84 museums or 40,4 %), *specialized museums* (99 or 47,6 %) - archeological (6 %), ethnographic (4 %), history (5,3 %), natural history (2,4 %), technical (1,4 %), art (15,4 %) and other (14,4 %); *museum collections* (22 or 10,5 %) and *permanent museum exhibition* (1 or 0,5 %).

Museum staff

Total number of persons employed in Croatian museums: 1856

Total number of museum professionals: 1131 (not including trainees)

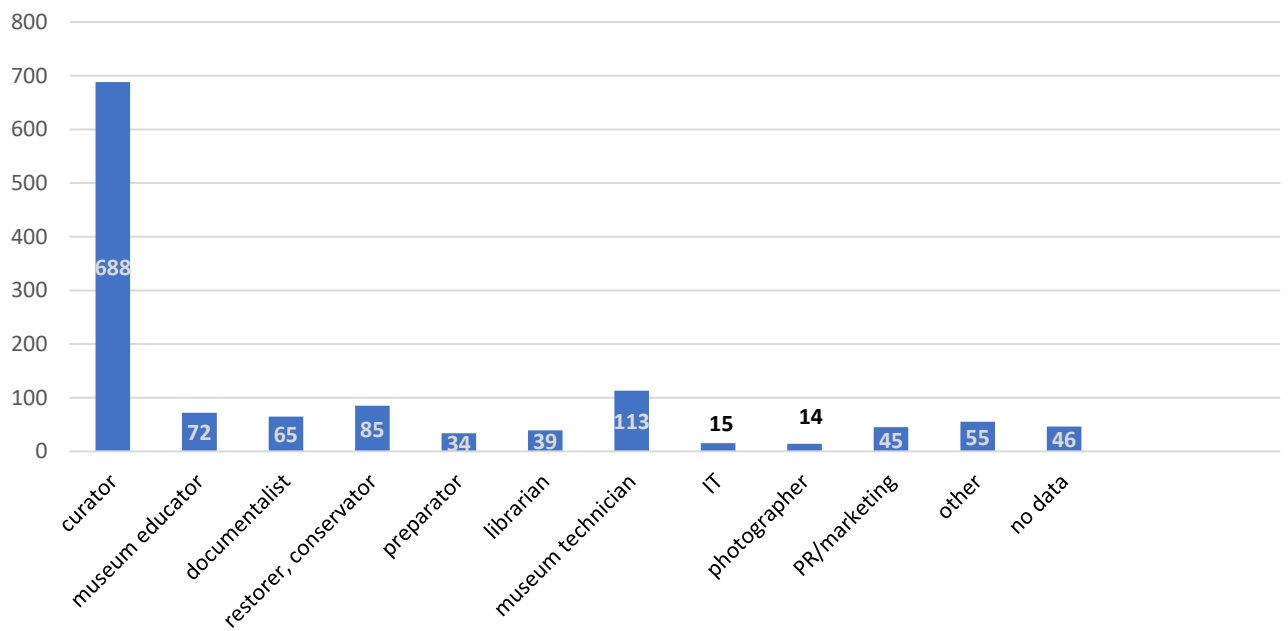
Average age of professional museum staff: 47

Museum professionals by gender:

Women: 65 %

Men: 35 %

Professional museum staff / positions



NB: some of the above titles overlap, given that some museum staff have dual titles - either performing both jobs or taking a professional exam for both titles. All professional titles listed in the table also include corresponding higher professional titles.

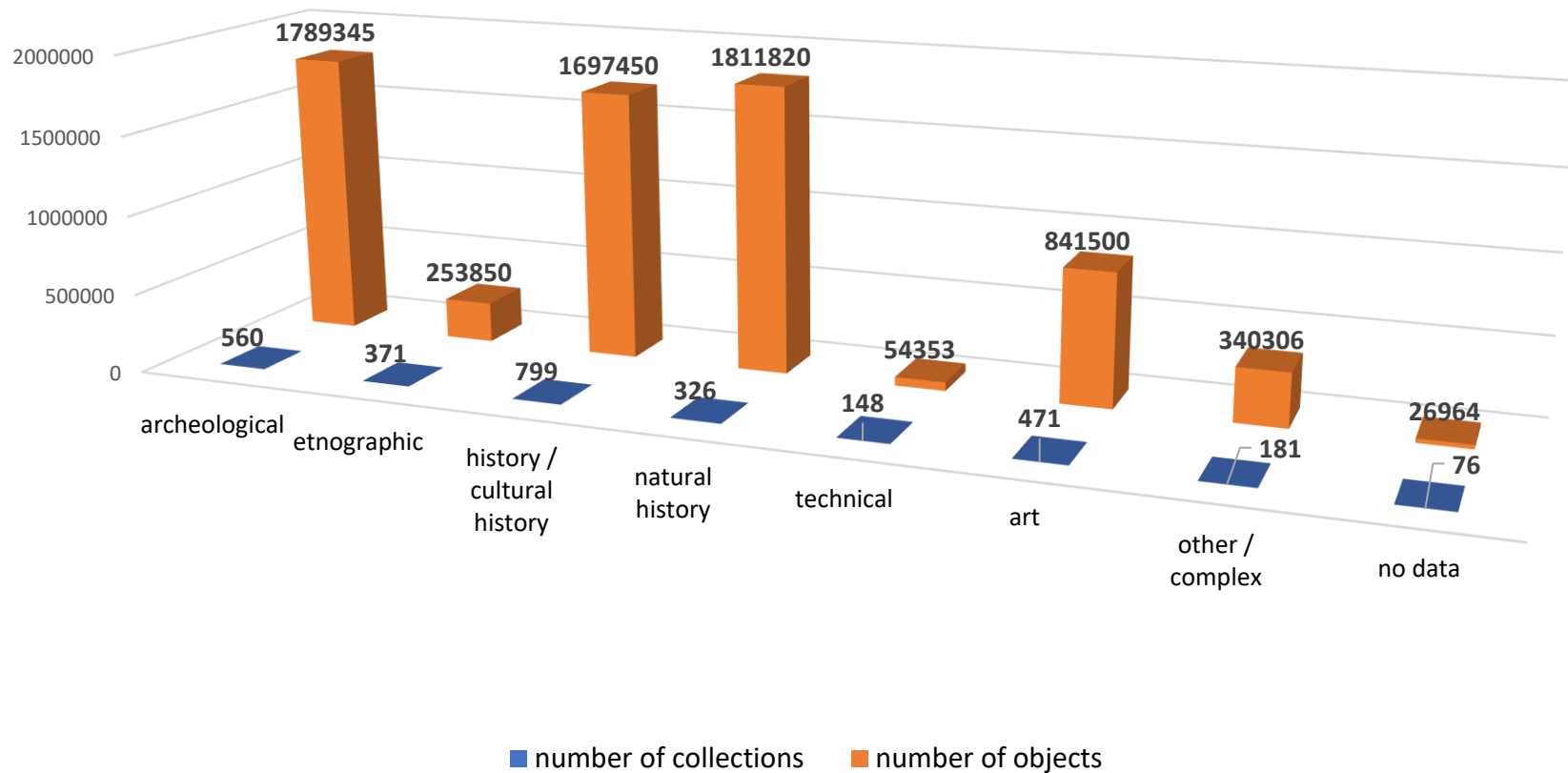
Type of collection – number of museum collections, total number of museum objects

Number of museum collections: 2932

Total number of objects in museum collections: 6.815.588

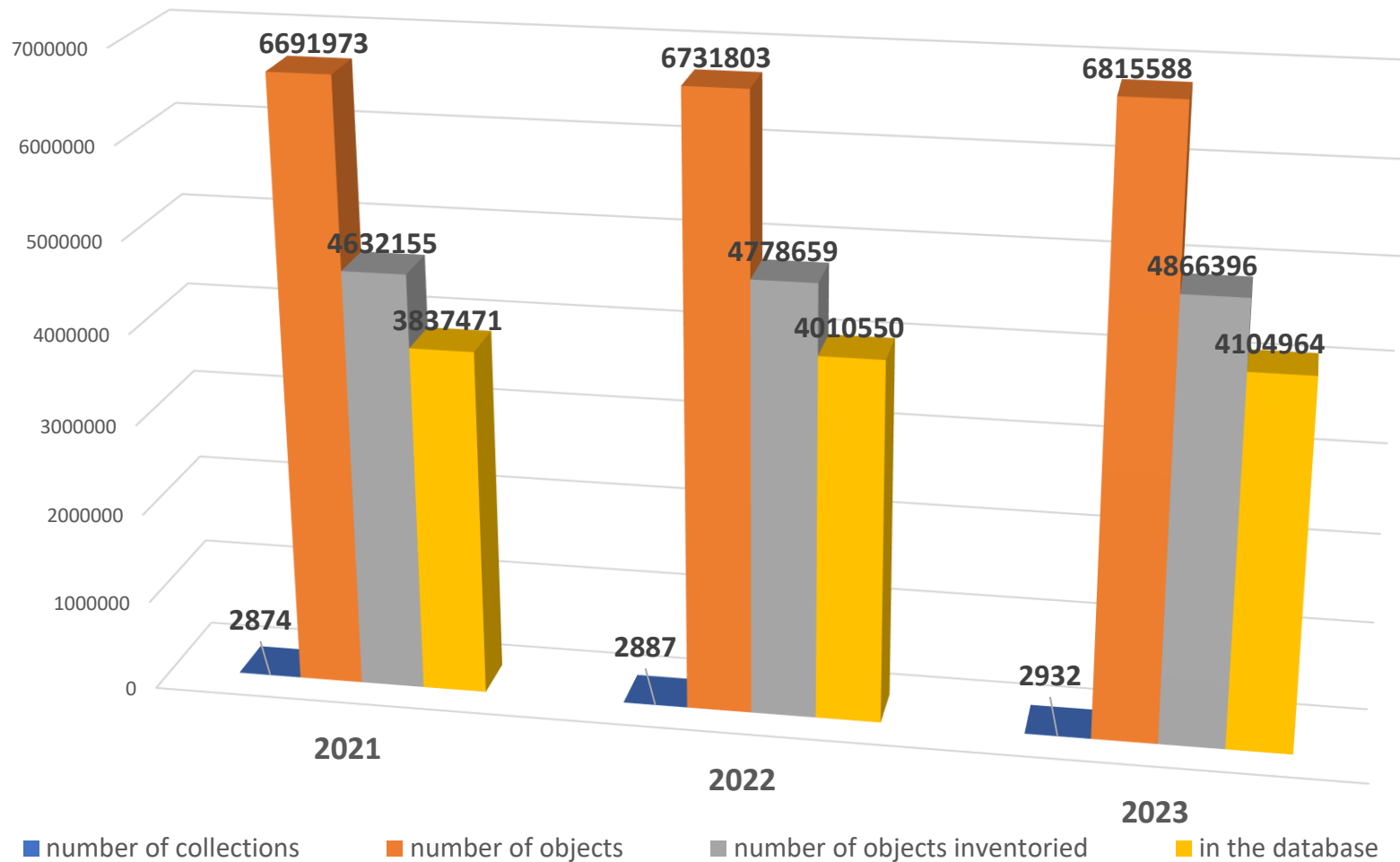
Number of objects inventoried: 4.866.396 (71,4 %)

Number of objects in the database: 4.104.964 (60,2 %)



Source of data: Register of Museums, galleries and collections in Croatia, Museum Documentation Centre (MDC), 2024. Author: Tea Rihtar Jurić. The users of data are obliged to quote the source of data.

Number of collections and museum objects 2021 / 2022 / 2023



Source of data: Register of Museums, galleries and collections in Croatia, Museum Documentation Centre (MDC), 2024. Author: Tea Rihtar Jurić. The users of data are obliged to quote the source of data.