

Croatian Museum Statistics overview, 2024

Source of data: Register of Museums, galleries and collections in Croatia (Museum Documentation Center)

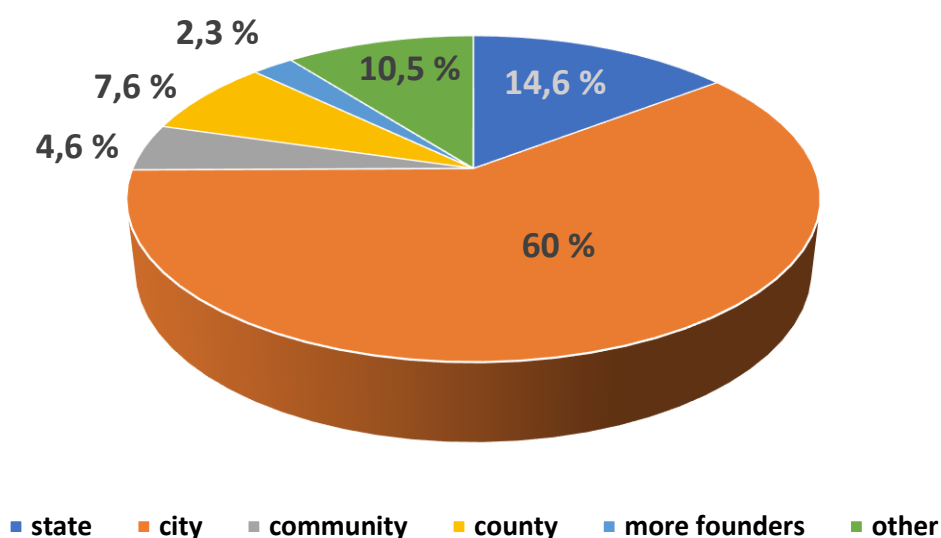
Last data for 2024 delivered: 29th May 2025

Units in the database (MDC's Register): 309¹

The presented data refer to **171**² legally established and registered museums registered in the [Register of Public and Private Museums in the Republic of Croatia](#) in 2024³.

Response: 80 %⁴

Museum founder



Founders of museums in Croatia are cities (60 %⁵), state (14,7 %⁶), counties (7,6 %), communities (4,7 %), other founders (10,6 %), more founders⁷ (2,3 %).

¹ Number of physical museums (units) in the Register relating to 266 legal entities. Some museums are part of complex institutions that include multiple museums (units).

² Data for museum objects of the Art Pavilion in Zagreb is not included in the statistical review, as it acts as a gallery. The number of 171 museums (legal entities) in the Register refers to 211 physical museums (units).

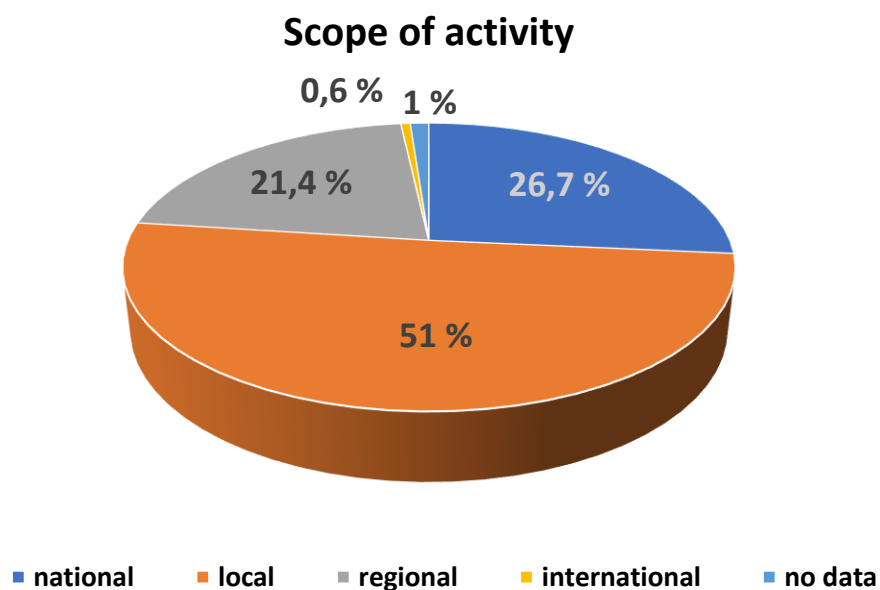
³ During 2024, one new museum was added to the Register.

⁴ The response (137 legal entities from the Register) refers to museums that have updated any data or set of data in the online database of the Register for 2024; they did not necessarily update all the data.

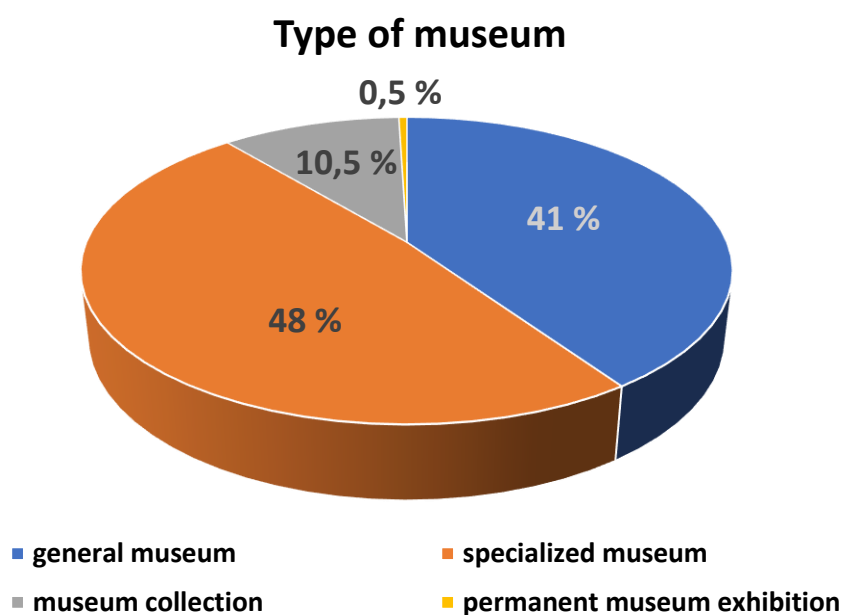
⁵ Culture centers, public open universities, art centres are included as were also founded by cities.

⁶ Ministries, Government of the Republic of Croatia and the Croatian Firefighting Association included as founders.

⁷ Museums which are founded by state and the city together (3) and county and the city (1) are included.

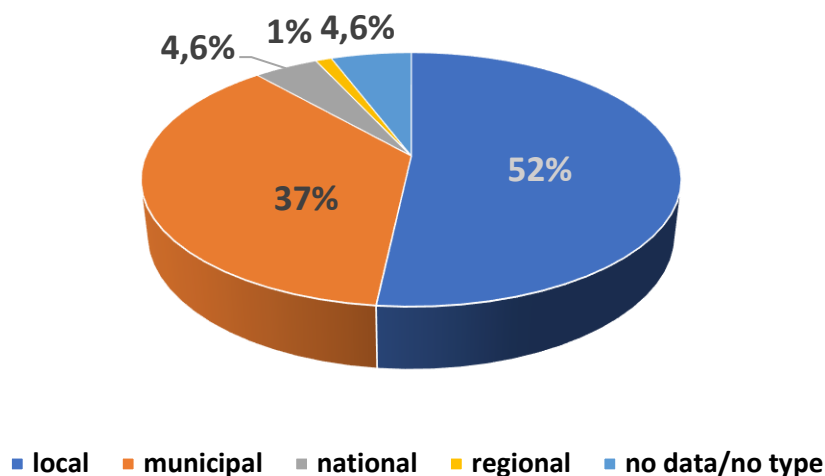


According to the scope of activity, 51,4 % of Croatian museums operate locally, 26,3 % have national reach, 21 % operate regionally and 1 % internationally.



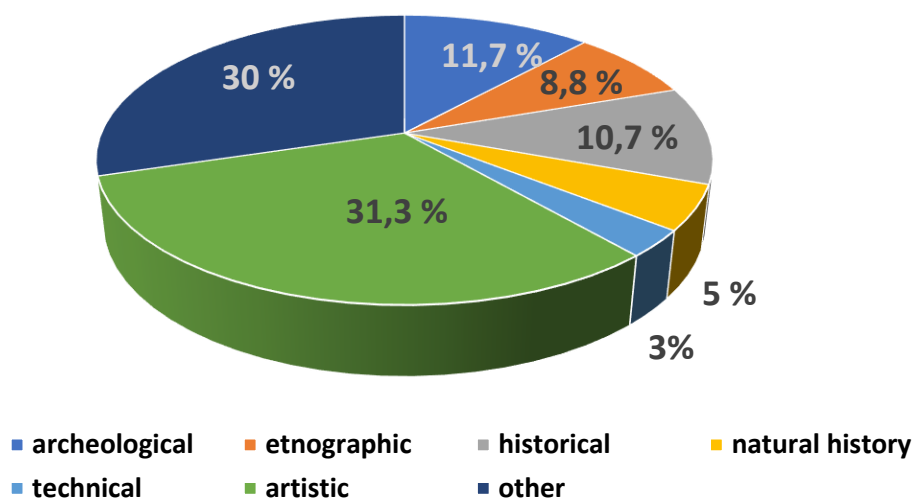
By type, Croatian museums are divided into general (41 %), specialized museums (48 %) and museum collections (10,5 %) and a permanent museum exhibition (only one of the museums from the Register, which makes 0,5 %).

General museum/type



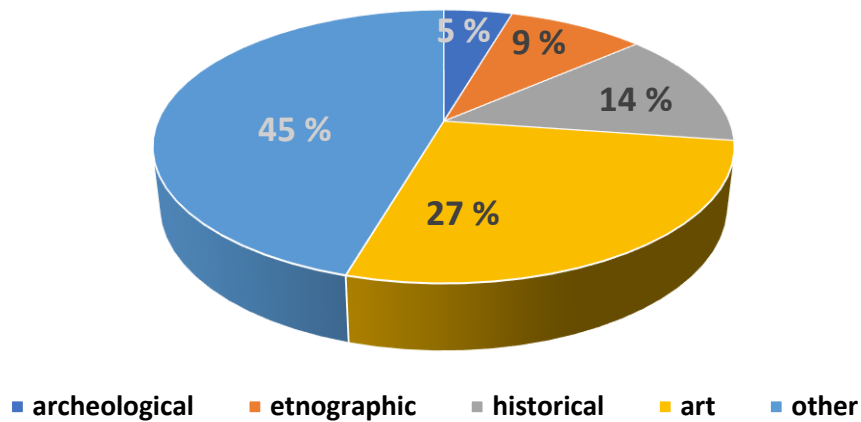
Amongst the general type of museums, there are 46 local ones (53 % of general museums), 32 municipal (37 % of general museums), 4 national ones (4,6 %), one regional (1,1 %) while 4 general museums do not belong to any of listed subgroup (4,6 %).

Specialised museum/type



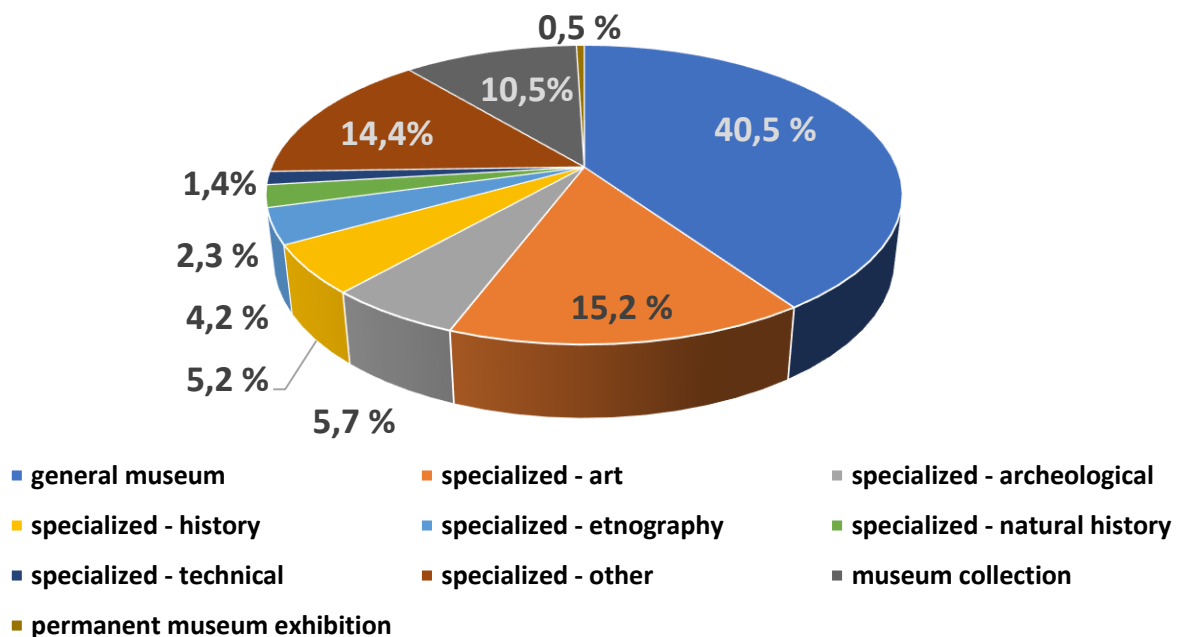
Among specialized museums (102) by type, most are art museums (32 or 31,3 %) followed by archeological museums (12 or 11,7 %), historical ones (11 or 10,78 %), ethnographical (9 or 8,8 %), natural history museums (5 or 4,9 %), 3 technical museums (3 %) and almost 30 % of other types of specialized museums among which there are biographical, memorial, hunting, police, sport, school, postal, sacral, typhological, etc.

Museum collections / type



Among the 22 museum collections, there are 6 art (27 %), 3 historical (14 %), 2 ethnographic (9 %), 1 archeological (5 %) and 10 other types of collections (45 %).

Museums, museum collections, permanent museum exhibitions / Type



Museums by type are divided into *general museums* (85 museums or 40,5 %), *specialized museums* (102 or 48,5 %) - archeological (5,7 %), ethnographic (4,2 %), history (5,2 %), natural history (2,3 %), technical (1,4 %), art (15,2 %) and other (14,2 %); *museum collections* (22 or 10,5 %) and *permanent museum exhibition* (1 or 0,5 %).

Museum staff

Total number of persons employed in Croatian museums: 1940

Total number of museum professionals: 1207 (not including trainees)

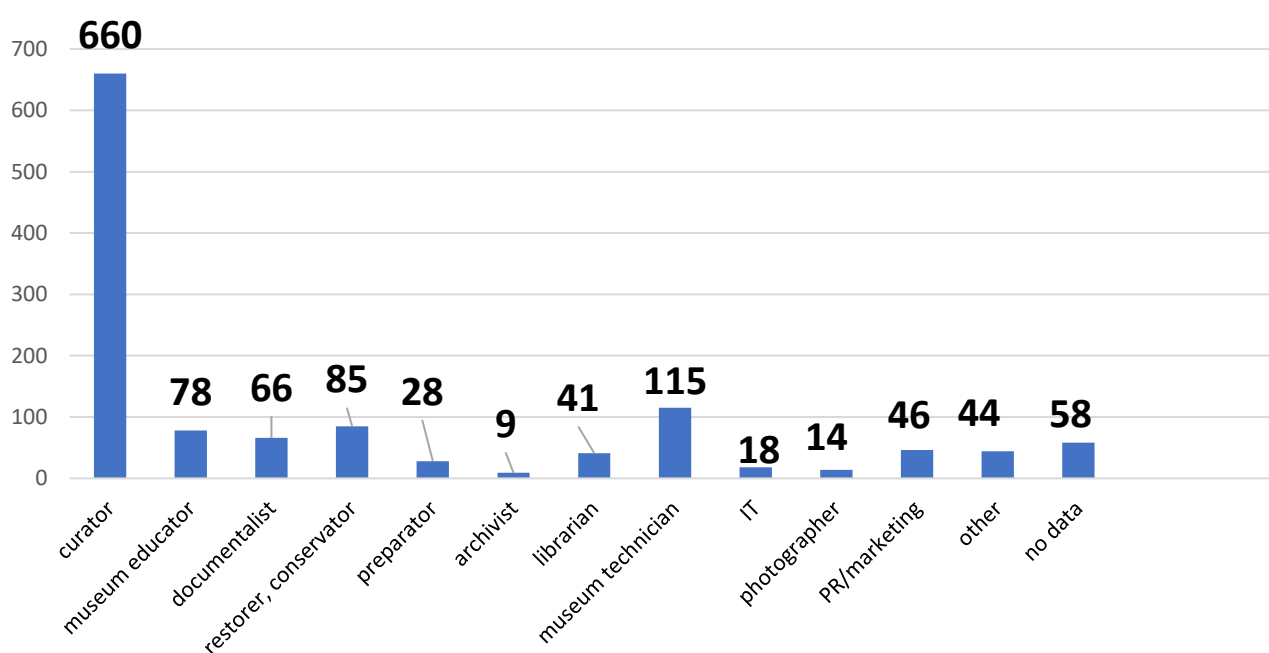
Average age of professional museum staff: 48

Museum professionals by gender:

Women: 65 %

Men: 35 %

Professional museum staff / positions



NB: some of the above titles overlap, given that some museum staff have dual titles - either performing both jobs or taking a professional exam for both titles. All professional titles listed in the table also include corresponding higher professional titles.

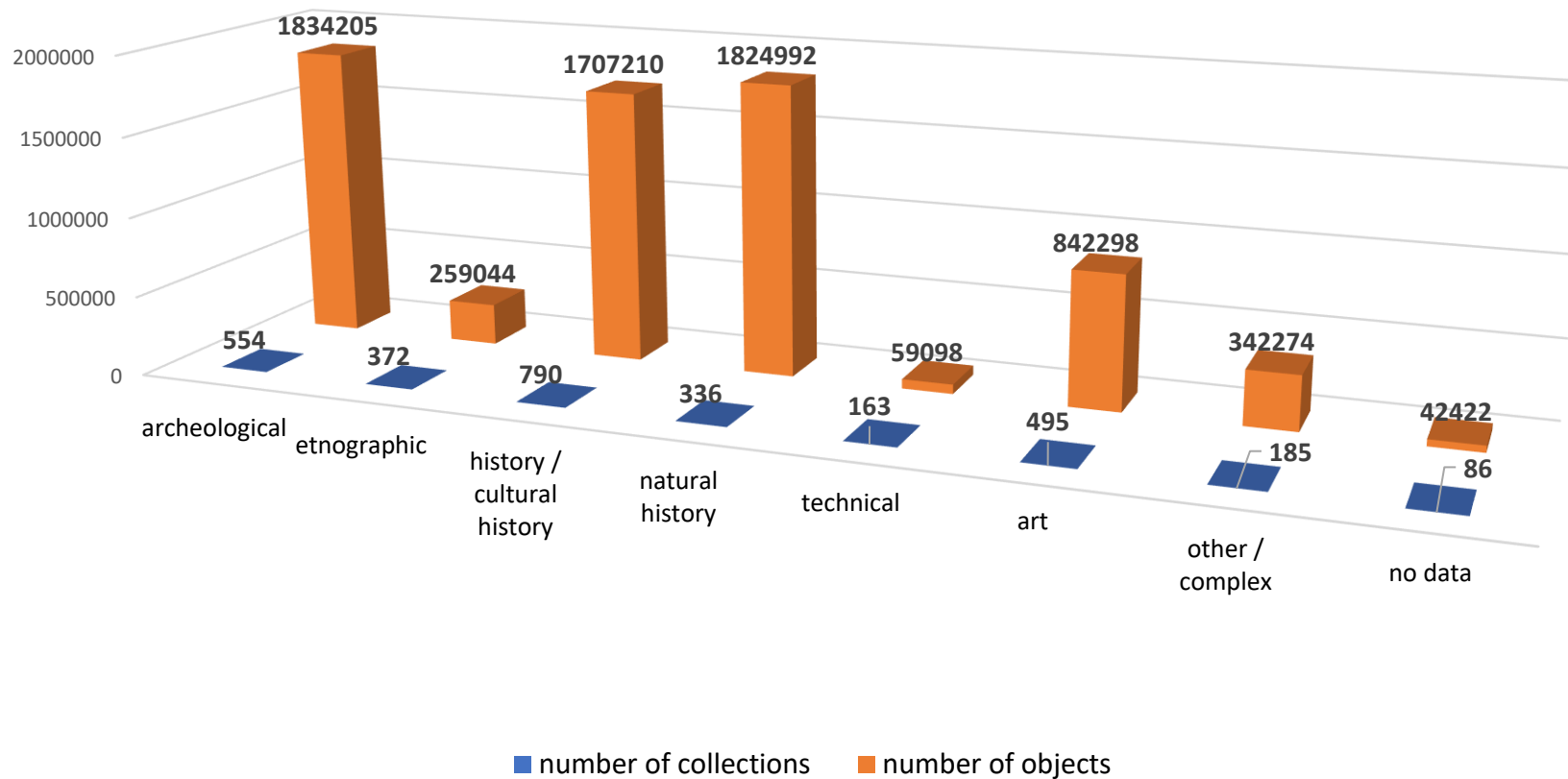
Type of collection – number of museum collections, total number of museum objects

Number of museum collections: 2981

Total number of objects in museum collections: 6.911.543

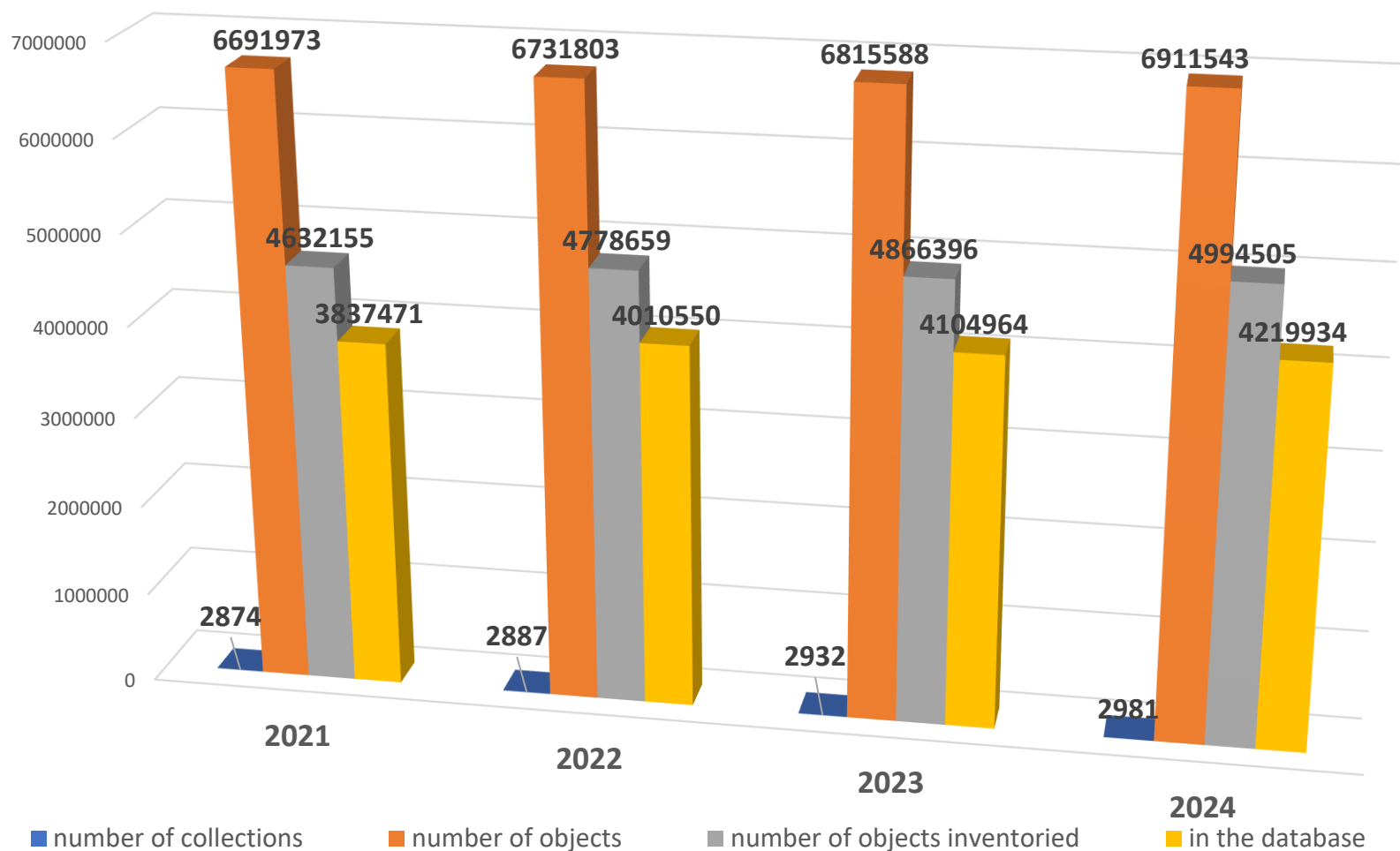
Number of objects inventoried: 4.994.505 (72,2 %)

Number of objects in the database: 4.104.964 (61 %)



Source of data: Register of Museums, galleries and collections in Croatia, Museum Documentation Centre (MDC), 2025. Author: Tea Rihtar Jurić. The users of data are obliged to quote the source of data.

Number of collections and museum objects 2021 - 2024



Source of data: Register of Museums, galleries and collections in Croatia, Museum Documentation Centre (MDC), 2025. Author: Tea Rihtar Jurić. The users of data are obliged to quote the source of data.